

SOLAR SPECTRUM REFLECTOMETER

Model SSR-ER version 6



The SSR-ER version 6 Electronics Package and Measurement Head and calibration standards

Introduction

The Solar Spectrum Reflectometer, Model SSR-ER features a selectable solar measurement spectrum that matches a variety of global and beam normal solar irradiances. The SSR provides accurate measurements on both diffuse and specular materials, even second surface reflectors up to 0.25 inches (6.4 mm) thick. Solar reflectance or absorptance is displayed to 0.001 units, with a repeatability of 0.003 units.

The Measurement

A tungsten halogen source provides diffuse illumination at the sample port. Radiation reflected by the sample is measured at an angle of 20 degrees from normal, with four filtered detectors. The detectors are designated UV, Blue, Red and IR indicating the primary wavelength range each covers. The relative response of each detector in combination with the light source has been designed to approximate the solar spectrum in its wavelength range. Two additional virtual detectors are added by re-sampling the Red and IR detectors at a lower color temperature. By summing the six outputs in the appropriate weightings, a solar

AEROSPACE, SOLAR ENERGY

Thermal control surfaces, Absorber coatings, Reflective coatings, Mirrors, Films

ASTM C1549 COMPLIANT

REFLECTANCE VALUES FOR:

ASTM Standard Irradiance – G173, E891...
Air Mass 1 global, direct, diffuse, Air Mass 0...
Solar NIR and visible reflectance, D65
Easily updated for emerging standards

EXTENSIVE TECH SUPPORT LIBRARY

Available Online – measurement of cylindrical surfaces, rough surfaces, etc.

NIST TRACEABLE reflectance standards

measurement spectrum is obtained. Each instrument is spectrally calibrated against a set of reference tiles to determine the optimum weightings. SSR solar reflectance readings for a typical solar irradiance model match spectrophotometer measurements with a bias of 0.002 or less and a standard deviation of about 0.005.

Diffuse and specular secondary standards are provided with the instrument for routine calibration. These materials are calibrated against National Bureau of Standards Materials that are maintained at D&S. Once the instrument is calibrated against one of these standards, reflectance is measured by placing the sample over the measurement port or by holding the measurement head against the surface.

In the default operating mode, the instrument cycles through a measurement once every eight seconds. The tungsten lamp remains off for six seconds while detector offset values are stored. The lamp comes on for two seconds and the reflectance readings for the six detectors are sampled and stored. A new solar reflectance value is calculated and displayed as the lamp is turned off.

Instrument Features

Using the keypad on the front of the electronics package, the operator can elect to display reflectance or absorptance for the selected solar spectrum. Reflectance or absorptance for one of the six individual detectors can also be displayed.

Calibration and adjustment of the measurement spectrum against one of the supplied standards is accomplished with a single key stroke. Calibration data for up to five additional standards can be saved in memory, permitting the use of working standards other than those supplied.


Options

Custom Adapters: Adapters can be designed to measure reflectance for non-flat surfaces. Adapters for cylindrical surfaces with diameters as small as 0.50 inch (13 mm) have been made. A collar is attached to the measurement head that allows different adapters to be attached and does not interfere with normal operation of the instrument. The adapter is machined to fit the specified surface and allows the surface to be positioned repeatably over the measurement port. Calibration standards and special instructions are supplied with the adapter. Operation of the instrument for non-flat surfaces is identical to that for flat surfaces.

Handle: For ease of use when the measurement head must be held in place against the sample.


12V Portable Power System Option: To make the D&S Solar Spectrum Reflectometer Model SSR-ER portable, an optional battery pack can be attached. The battery pack comes with its own Lithium ion battery, charging system, and carrying case. The SSR-ER will operate for up to 5 continuous hours when connected to the 12V Battery Pack.

Transmittance Attachment: The D&S Transmittance Attachment, Model SSR-T, is plug compatible with the SSR-R reflectance head and enables the instrument to be used for total solar transmittance measurements.



Transmittance Attachment: light source and sample stage to the left; detector to the right.

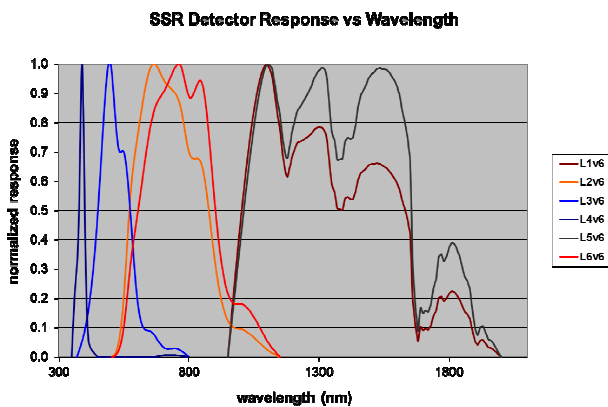
Transmittance can be measured at angles from normal to 60 degrees off normal. A diffuse radiation source illuminates a one and a half inch diameter sample port and transmitted energy is measured with six detectors.



Light source and sample stage rotated to measure transmittance at 60 degrees.

Specifications

Measurement Spectrum: To match the various solar spectra, the weightings for the six detectors are determined by spectral calibration with a set of reference reflectance tiles. By creating a custom set of weightings for each instrument, the matches to the solar spectra are optimized and instrument to instrument variation is minimized.



The built-in solar irradiance matches are listed below.

- ASTM G173 air mass 1.5 global irradiance
- ASTM G173 air mass 1.5 beam normal component
- Air mass 1 global irradiance on a horizontal surface
- Air mass 1 beam normal component
- Air mass 1 diffuse component
- Air mass 0 beam normal
- ASTM E891-87 air mass 1.5 beam normal
- Emulation of version 5 air mass 2 beam normal
- Emulation of version 5 air mass 1.5 beam normal
- Emulation of version 5 air mass 0 beam normal
- IR, Red, Blue and UV detector readings
- IR and Red detector readings at ~2300K lamp

Matches to irradiance models that may be adopted as standards in the future can be substituted by uploading to RAM or installing a firmware upgrade.

Current irradiance matches available include the near IR portion of the G173 irradiance 780nm+, CIE Standard Illuminant D65, ASTM G197 air mass 1.5 global irradiance on a vertical surface.

Resolution: Four (4) digit liquid crystal digital display presents reflectance, absorptance and transmittance to 0.001 units.

Repeatability: +/- 0.003 units.

Accuracy: As calibrated, for a typical solar irradiance match, a bias of +/- 0.002 and a standard deviation of 0.005 for the D&S spectral calibration tile set.

Drift: After 5 minutes warm-up, drift is less than +/- (1% of reading + 0.003)/hour.

Temperature: Max. operating temperature, Electronics package 140F (60C). Measurement Head and Transmittance Attachment 120 F (50 C).

Humidity: 80% maximum for operation or storage.

Calibration Standards: NIST traceable diffuse and specular standards are provided. These are secondary standards that are calibrated against NBS standards, numbers 2019 and 2023. Calibration data for the standards is programmed in read only memory in the electronics package, and is provided on a calibration record.

Spectral Color Tiles: To track spectral performance, a selected set of color tiles is provided with the instrument. These tiles have varying spectral reflectance within the wavelength range of one or more of the detectors. The initial value of reflectance for the tiles is reported on the calibration record supplied with the instrument. These tiles can be checked periodically to track spectral performance of the detectors.

Blackbody: Blackbody cavity for calibrating any offsets to zero reflectance.

Measurement Port: The reflectance measurement port is 1 inch (2.54 cm) in diameter. The sample rests on a thin Teflon gasket that rings the port. This gasket protects the surface of the sample from being marred by the measurement process. Minimum sample size is 1.1 inch (2.8 cm) in diameter. The transmittance measurement port is 1.5 inch (3.8 cm) in diameter. The sample rests against a support plate. Minimum sample size is 1.65 inches (4.2 cm) across.

Lamp: Plug in replaceable tungsten-halogen lamp.

Reflectance Measurement: A single tungsten halogen lamp provides diffuse illumination at the measurement port. The energy reflected from a sample placed over the port is measured at an angle of 20 degrees to the normal to the surface. By a reciprocity relationship, this measurement corresponds to the reflectance of the surface for direct radiation incident at 20 degrees from the normal.

Transmittance Measurement: The sample is illuminated diffusely, and transmitted energy is measured in a small solid angle at 0 to 60 degrees from normal. By reciprocity, this measurement is equivalent to the transmittance of the material for beam radiation incident at the angle of interest.

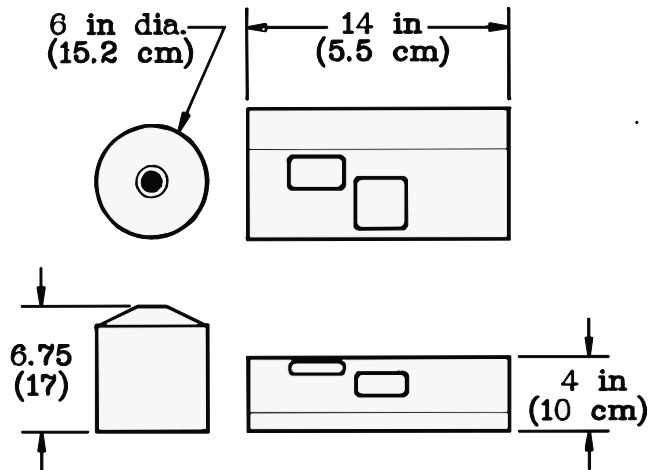
Power Requirement: 100-240 VAC, 50 to 60 Hz, universal power adapter supplied with modular power cord.

Carrying Case: Carrying case with cutouts for the electronics package, measurement head, cable, standards, spare parts and other options (not including Transmittance Attachment).

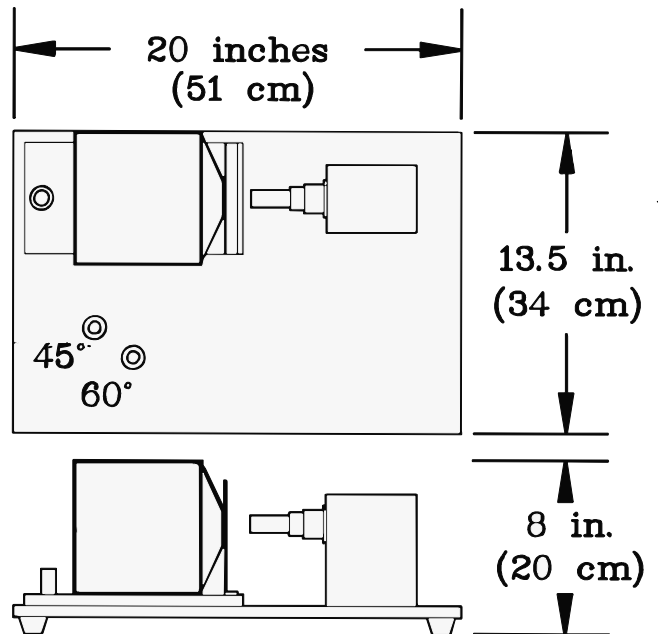
Cable: Flexible cable that connects reflectance or transmittance measurement head to electronics package. Standard cable length is 5 feet (1.5 m). Optional cable length to 32 feet (10 m).

Weights: Measurement Head, 2 lbs. (0.9 kg); Electronics Assembly, 4 lbs. (1.8 kg); Transmittance Attachment, 10 lbs. (4.5 kg).

Physical Dimensions, SSR-ER



Physical Dimensions, SSR-T:



Devices & Services Co.

2835 Virgo Ln. – Dallas, Texas 75229 – (972) 241-3117
www.devicesandservices.com